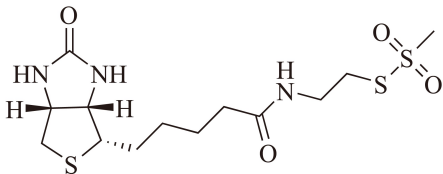
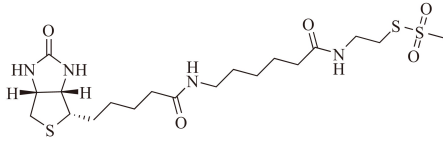
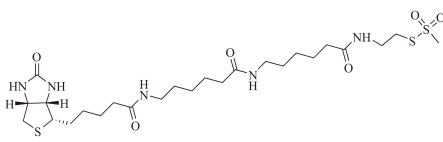


Product Information

MTSEA Biotin Dye

Catalog No.	Name	Size	Molecular Formula	MW	Appearance
M5035	MTSEA Biotin	10 mg	C ₁₃ H ₁₆ N ₃ O ₄ S ₃	381.5	White solid soluble in DMSO or DMF
M5036	MTSEA Biotin-X	10 mg	C ₁₉ H ₃₄ N ₄ O ₅ S ₃	494.7	White solid soluble in DMSO or DMF
M5037	MTSEA Biotin-XX	10 mg	C ₂₅ H ₄₅ N ₅ O ₆ S ₃	607.7	White solid soluble in DMSO or DMF

Name	CAS No.	Molecular Structure
MTSEA Biotin	162758-04-5	
MTSEA Biotin-X	/	
MTSEA Biotin-XX	/	

Storage

Store at -20°C and protect from light. Expiration date marked on the outer packing.

Description

MTSEA biotin Dye selectively labels sulfhydryl groups under mild conditions, and selectively labels sulfhydryl groups on the cell surface. The functions of these products are the same,

but there are slight differences in structure. For details, please refer to the corresponding structural formula.

Notes

1. For your safety and health, please wear lab coats and disposable gloves.

